

FERRI[®]

Boom mowers for agriculture
and green areas

TP
FARM





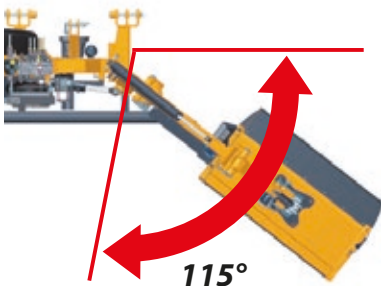
The new TP Reach Mower generation is designed to deliver superior performance and durability compared to industry standards. The TP series models are available in the 5.1 m, 6.1 and 6.6 m outreach versions and offer a wide range of accessories and options that increase

versatility and allow users to perfectly meet their work needs. Designed for farmers, medium-sized farms and local vegetation maintenance operators, the new TP reach mowers generation are of a heavy duty design with reliable cast iron pumps and motor.

Boom mowers for agriculture and green areas



Pressurized oil tank (protection cover available on EP-Tronic controls version ONLY)



Hydraulic breakaway on power slew ram with maximum pressure valve (protects arms in the event of obstacles)



Drop forged arm brackets.



Drop forged flailhead linkages.

FERRI®



IMPLEMENTS



Cutter bar - TR13 / TR22



Cutter bar - CS150



FF45 Ditch cleaners



Floating head system.



classic

Cable controls



EP-Tronic

Proportional electrical control with electric rotor management.




Boom mowers for agriculture and green areas



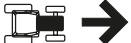
Technical data		TP510	TP610
Model		FARM	FARM
Max horizontal reach*	ft	15'9"	19'5"
3 Points Linkage	Cat.	II	II
Weight	lbs	1984	2094
Oil	gal	36	36
P.t.o.	MAX Rpm	540	540



* Reach measured from tractor centre line to head edge.

Flail head		TI120
Cutting width	ft	3'11"
Rotor speed	Rpm	3100
Blade tip speed	ft/sec	196
Flail head angle		190°
Weight	lbs	463
Power available to the rotor	HP	35
Power max to hydraulic motor	HP	45

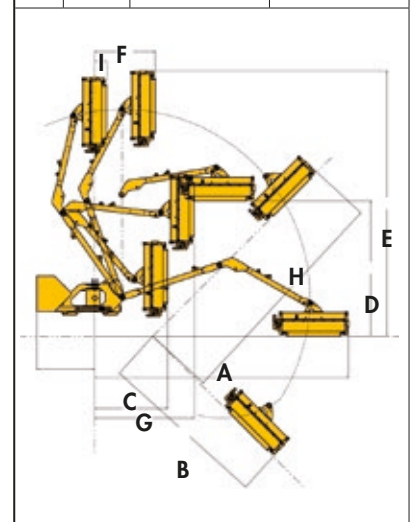


TI120
Direct Drive

Tractor							
HP		60	70	80	90	Min. Tractor weight	Min. Tractor width
TP510						6614 lbs	6'7" ft
TP610						7050 lbs	7'3" ft

Flails	N°
TI120 Interchangeable on the same rotor	
Multiuse "Y" blades for: grass, bushes, shrubs, sticks, woods	 Ø max 1" 1/4 44
"T" Hammer for woods	 Ø max 1 3/4" 22

Working positions (ft)			
		TP510	TP610
A	ft	15'9"	19'5"
B	ft	10'7"	14'2"
C	ft	4'6"	4'7"
D	ft	8'5"	10'10"
E	ft	16'6"	20'2"
F	ft	3'9"	3'9"
G	ft	6'2"	7'1"
H	ft	14'5"	18'0"
I	ft	0'8"	0'5"



All data subject to change campbelladv.com 57818 TP - USA - EN Rev.0 - 400



FERRI srl
Via Govoni, 30
44034 Tamara (FE) Italy
Tel. +39 0532 866866
Fax +39 0532 866851
info@ferrisrl.it - www.ferrisrl.it



North America Sales and Marketing Manager / FERRI
Ronald E. Roglis - Glenarm, Illinois 62536
Cell (314) 422-9460 - Fax (217) 483-4123
ron.roglis@gmail.com

Parts Stock / FERRI:
J.S. Woodhouse Co., Inc. - 1314 Union Street
P.O. Box 1169 - West Springfield, Ma. 01090 U.S.A.
tel. 413-736-5462 - fax 413-732-3786
info@jswoodhouse.com

www.ferri-america.com